

MASTERINVEST

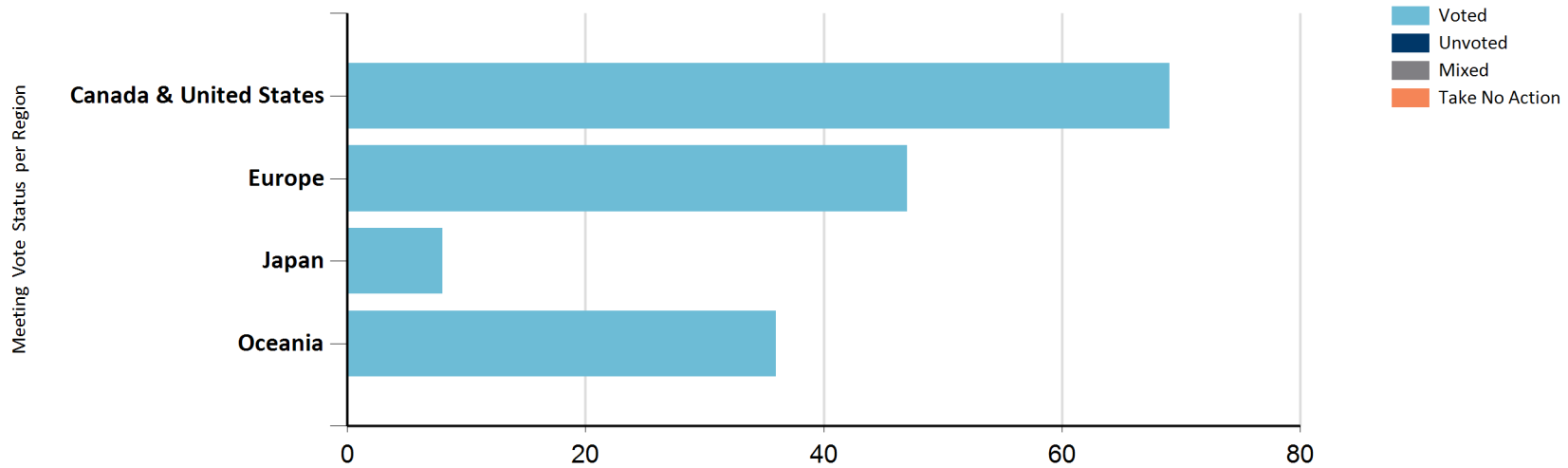
Statistik zur Stimmrechtsausübung
im Zeitraum von
15. Juni bis 31. Dezember 2022

Meeting Statistics Report

MASTERINVEST Kapitalanlage GmbH

From 6/15/2022 to 12/31/2022

Meetings by Region & Vote Status



Region	Country Of Origin	Voted	Unvoted	Mixed	Take No Action	Total
Total for all Regions		160	0	0	0	160
Canada & United States		69	0	0	0	69
	Canada	6	0	0	0	6
	United States	63	0	0	0	63
Europe		47	0	0	0	47
	Belgium	1	0	0	0	1
	France	5	0	0	0	5
	Germany	3	0	0	0	3
	Ireland	2	0	0	0	2

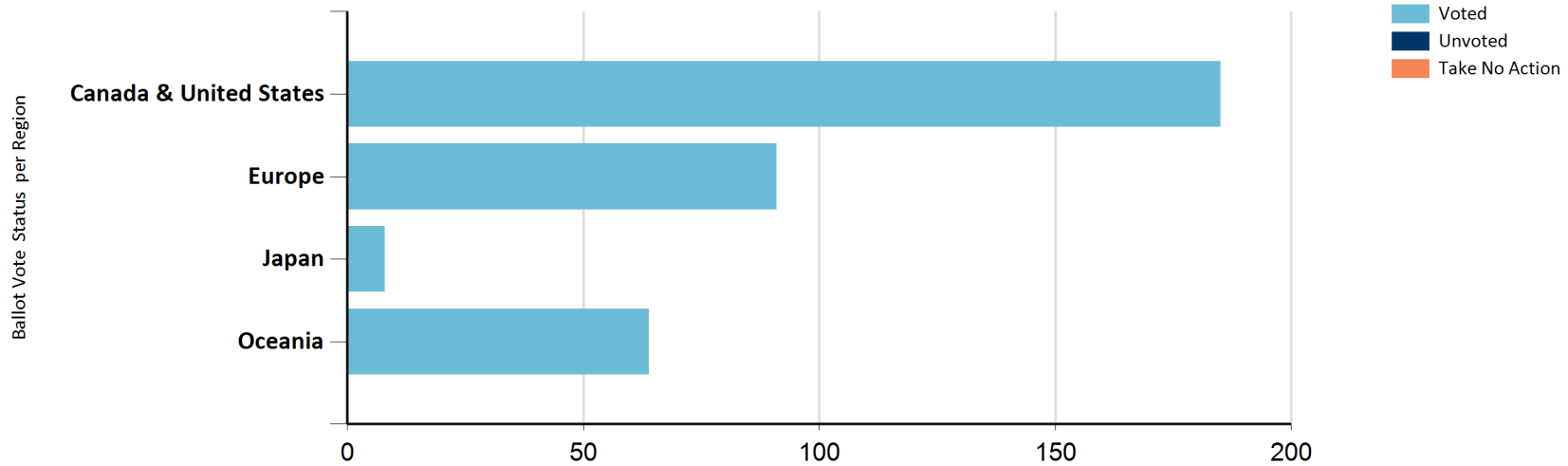
Italy	3	0	0	0	3
Netherlands	1	0	0	0	1
Spain	3	0	0	0	3
United Kingdom	29	0	0	0	29
Japan	8	0	0	0	8
Japan	8	0	0	0	8
Oceania	36	0	0	0	36
Australia	36	0	0	0	36

Ballot Statistics Report

MASTERINVEST Kapitalanlage GmbH

From 6/15/2022 to 12/31/2022

Ballots by Region & Vote Status



Region	Country Of Origin	Voted	Unvoted	Take No Action	Total
Total for all Regions		348	0	0	348
Canada & United States		185	0	0	185
	Canada	7	0	0	7
	United States	178	0	0	178
Europe		91	0	0	91
	Belgium	1	0	0	1
	France	11	0	0	11
	Germany	3	0	0	3
	Ireland	5	0	0	5
	Italy	3	0	0	3

	Netherlands	1	0	0	1
	Spain	8	0	0	8
	United Kingdom	59	0	0	59
Japan		8	0	0	8
	Japan	8	0	0	8
Oceania		64	0	0	64
	Australia	64	0	0	64

Proposal Statistics Report

MASTERINVEST Kapitalanlage GmbH

From 6/15/2022 to 12/31/2022

	Mgmt Proposals	SHP Proposals	Total Proposals
For	3672	205	3877
Against	401	54	455
Abstain	3	9	12
1 Year	0	0	0
2 Years	0	0	0
3 Years	0	0	0
Mixed	0	0	0
Take No Action	0	0	0
Unvoted	0	0	0
Totals	4076	268	4344

	Mgmt Proposals	SHP Proposals	Total Proposals
With Management	3672	54	3726
Against Management	397	208	605
N/A	7	6	13
Mixed	0	0	0
Take No Action	0	0	0
Unvoted	0	0	0
Totals	4076	268	4344

Management Proposals – Votes Cast

For - 3672 Against - 401 Abstain - 3



Shareholder Proposals – Votes Cast

For - 205 Against - 54 Abstain - 9



Management Proposals – Votes versus Management

With Mgmt - 3672 N/A - 7
Against Mgmt - 397



Shareholder Proposals – Votes versus Management

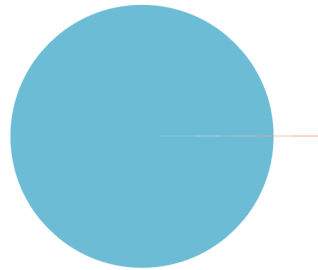
With Mgmt - 54 N/A - 6
Against Mgmt - 208



	Mgmt Proposals	SHP Proposals	Total Proposals
With Policy	4073	268	4341
Against Policy	3	0	3
Manual	0	0	0
N/A	0	0	0
Mixed	0	0	0
Take No Action	0	0	0
Unvoted	0	0	0
Totals	4076	268	4344

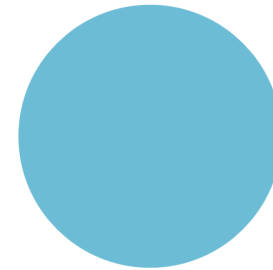
Management Proposals - Votes versus Policy

With Policy 4073 Against Policy 3



Shareholder Proposals - Votes versus Policy

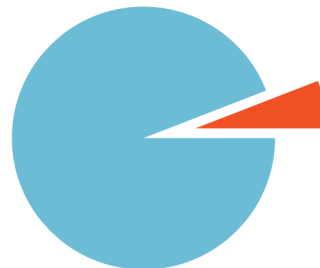
With Policy 268



	Mgmt Proposals	SHP Proposals	Total Proposals
With Glass Lewis	3836	175	4011
Against Glass Lewis	240	93	333
N/A	0	0	0
Mixed	0	0	0
Take No Action	0	0	0
Unvoted	0	0	0
Totals	4076	268	4344

Management Proposals - Votes versus Glass Lewis

With GL 3836 Against GL 240

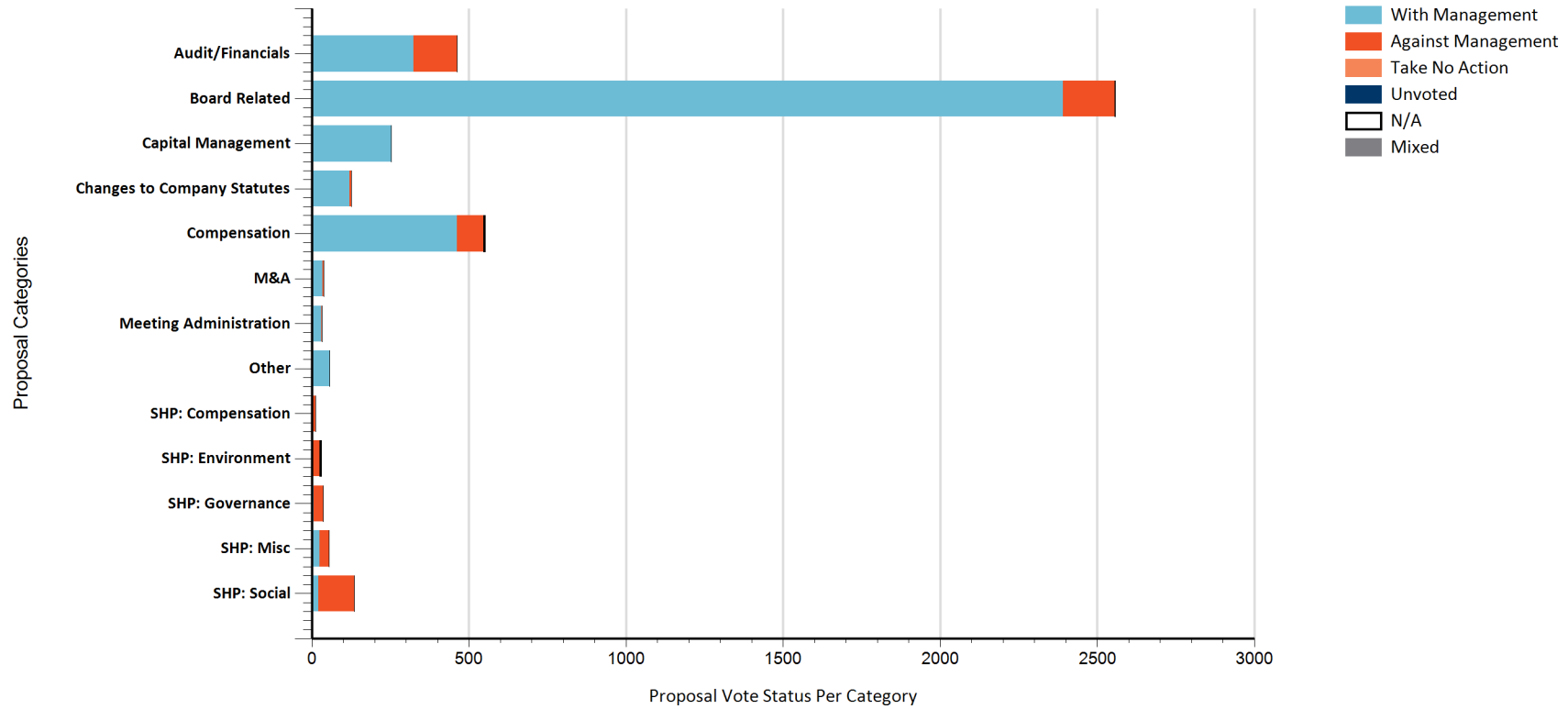


Shareholder Proposals - Votes versus Glass Lewis

With GL 175 Against GL 93



Proposal Categories - Votes versus Management

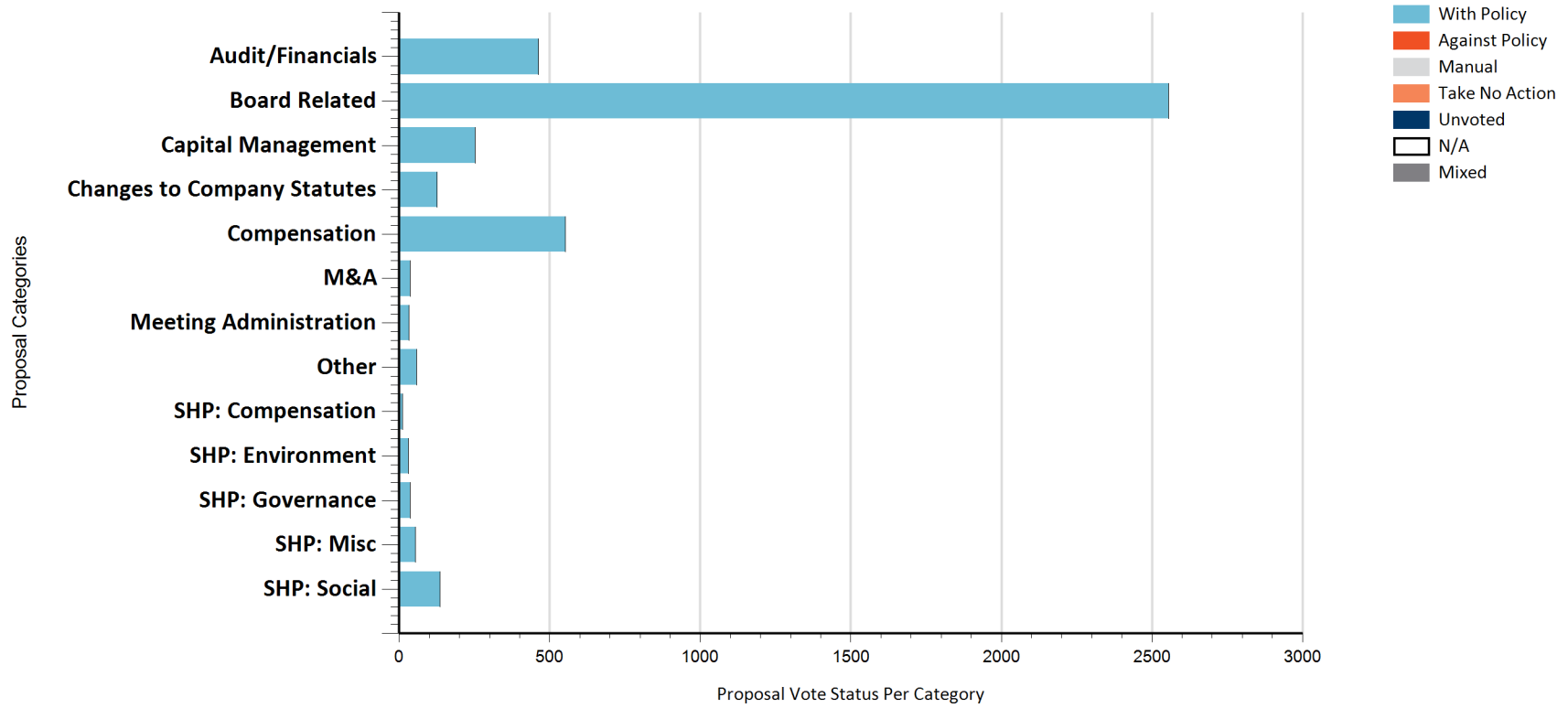


Proposal Categories - Votes versus Management

Proposal Category Type	With Management	Against Management	Take No Action	Unvoted	N/A	Mixed	Total
Totals	3726	605	0	0	13	0	4344
Audit/Financials	324	138	0	0	0	0	462
Board Related	2391	164	0	0	1	0	2556
Capital Management	253	0	0	0	0	0	253

Proposal Category Type	With Management	Against Management	Take No Action	Unvoted	N/A	Mixed	Total
Changes to Company Statutes	120	6	0	0	0	0	126
Compensation	463	83	0	0	6	0	552
M&A	34	3	0	0	0	0	37
Meeting Administration	30	3	0	0	0	0	33
Other	57	0	0	0	0	0	57
SHP: Compensation	2	10	0	0	0	0	12
SHP: Environment	0	25	0	0	6	0	31
SHP: Governance	6	30	0	0	0	0	36
SHP: Misc	25	29	0	0	0	0	54
SHP: Social	21	114	0	0	0	0	135

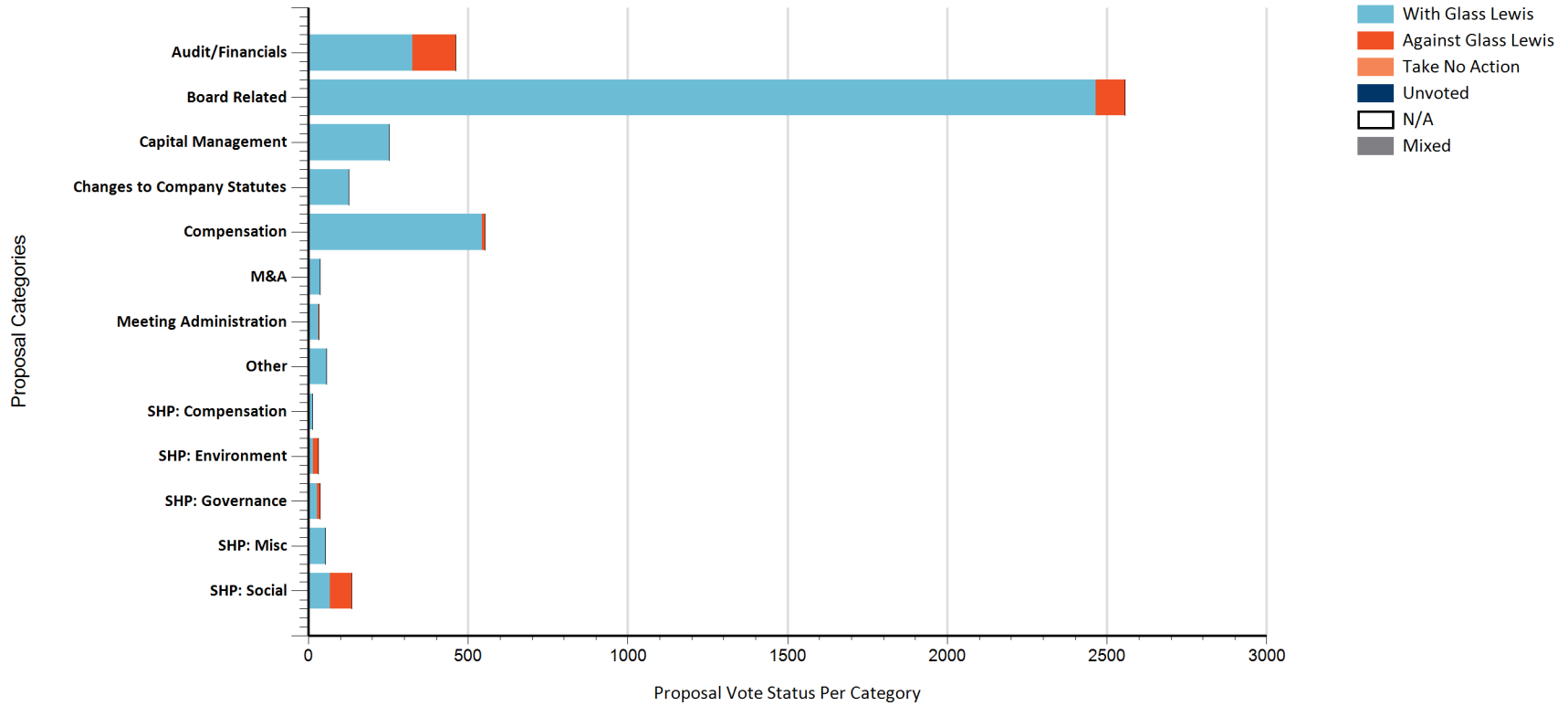
Proposal Categories - Votes versus Policy



Proposal Categories - Votes versus Policy

Proposal Category Type	With Policy	Against Policy	Manual	Take No Action	Unvoted	N/A	Mixed	Total
Totals	4341	3	0	0	0	0	0	4344
Audit/Financials	462	0	0	0	0	0	0	462
Board Related	2556	0	0	0	0	0	0	2556
Capital Management	253	0	0	0	0	0	0	253
Changes to Company Statutes	126	0	0	0	0	0	0	126

Proposal Categories - Votes versus Glass Lewis



Proposal Categories - Votes versus Glass Lewis

Proposal Category Type	With Glass Lewis	Against Glass Lewis	Take No Action	Unvoted	N/A	Mixed	Total
Totals	4011	333	0	0	0	0	4344
Audit/Financials	325	137	0	0	0	0	462
Board Related	2464	92	0	0	0	0	2556
Capital Management	253	0	0	0	0	0	253
Changes to Company Statutes	126	0	0	0	0	0	126

Proposal Category Type	With Glass Lewis	Against Glass Lewis	Take No Action	Unvoted	N/A	Mixed	Total
Compensation	543	9	0	0	0	0	552
M&A	36	1	0	0	0	0	37
Meeting Administration	32	1	0	0	0	0	33
Other	57	0	0	0	0	0	57
SHP: Compensation	12	0	0	0	0	0	12
SHP: Environment	14	17	0	0	0	0	31
SHP: Governance	27	9	0	0	0	0	36
SHP: Misc	54	0	0	0	0	0	54
SHP: Social	68	67	0	0	0	0	135

Disclaimer

© 2019. Alle Rechte vorbehalten. Diese Präsentation dient ausschließlich Informationszwecken und stellt keine Aufforderung zum Kauf oder Verkauf von Vermögensgegenständen dar. Die zur Verfügung gestellten Informationen bedeuten keine Empfehlung oder Beratung. Alle Aussagen geben die aktuelle Einschätzung des Verfassers wieder und stellen nicht notwendigerweise die Meinung der in der Präsentation genannten Gesellschaften dar. In der Präsentation zum Ausdruck gebrachte Meinungen können sich ohne vorherige Ankündigung ändern. Angaben zu historischen Wertentwicklungen erlauben keine Rückschlüsse aus Wertentwicklungen in der Zukunft. Der Verfasser oder dessen Gesellschaft übernimmt keinerlei Haftung für die Verwendung dieser Präsentation oder deren Inhalt. Änderungen dieser Präsentation oder deren Inhalte bedürfen der vorherigen ausdrücklichen Erlaubnis des Verfassers oder der Gesellschaft.